


## LOOP IMPEDANCE / PSC / LOAD TESTER




CE

1825LP

### FEATURES

- Measures the volt drop as if 16A is flowing between Line and Neutral.
- Displays voltage without current (V at 0A).
- Displays voltage as if 16A is flowing between Line and Neutral (V at 16A).
- Loop test for L-E
- PSC between L-N.
- Single One Smart Push button operation; ON, Scroll trough Results and menus.
- Checks wiring integrity (LEDs).
- Auto-off/auto-ranging (software range).
- Microprocessor controlled.
- Combined Prospective Short circuit Current, Loop and Load Tester.
- Display can be customized for large orders.
- EN/IEC 61010-1 CAT III 300V

### Test Leads Connections



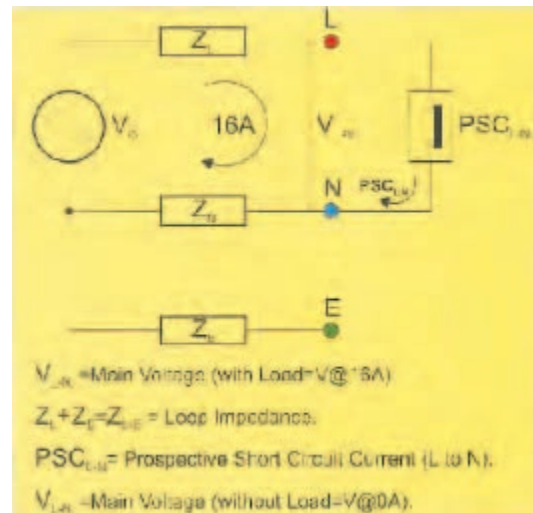
1825LP is the instrument which displays the main **system voltage** (V at 0A) of the power utility and calculates the **volt drop** between Line and Neutral as if 16A is flowing between Line to Neutral.

1825LP displays the system voltage minus the voltage losses into the Line and Neutral impedances (losses due to the current circulating into these impedances).

The result of this dropped **voltage is displayed as if you had a 16A load** (V at 16A).

**This instrument is useful for fault-finding or commissioning of electrical installations.**

This new instrument uses a three wires unique principle of operation. 1825LP displays **Loop Impedance** between Line and Earth ( $Z_L + Z_E = Z_{L-E}$ ) and **Prospective Short Circuit** between Line and Neutral.



### SPECIFICATIONS

Loop Impedance Range L - E	0.03-2000 $\Omega$ (Software Ctrl)
Test Currents in Each Loop	11.76A at 230V/50Hz
Voltage Measurement L - N	50 to 280V AC (Sine)
Load Current for Volt Drop (L - N)	16A (Calculation)
Neutral Wire Resistance	(Not available, see 1826NA)
Line Wire Resistance & Transformer Windings	(Not available, see 1826NA)
PSC Current (L - N) Max	8 kA at 230Vac supply
PSC Current (L - E) Max	(Not available, see 1826NA)
Operating Voltage	230V $\pm$ 20 at 50Hz Sine
Typical Accuracy	
Loop Impedance	5%rdg $\pm$ 2dgt
PSC Current	12%rdg $\pm$ 5dgt
Voltage	3%rdg $\pm$ 1dgt
Operating - Temperature - Humidity	-10 $^{\circ}$ C to + 40 $^{\circ}$ C 80% max relative humidity
Dimensions (LxWxD)	(170x165x92)mm
Weight	970g Approx.
Power Source	1.5V(AA)x8 Batteries
Accessories	Test leads (AL-34) Shoulder belt Instruction manual Batteries

STANDARD ELECTRIC WORKS CO., LTD.

5F., NO.105, Jhongcheng Rd., Tucheng Dist.,  
New Taipei City 23674, Taiwan (R.O.C.)

TEL: 886-2-22681528 FAX: 886-2-22681529

<http://www.sew.com.tw> e-mail: [sales@sew.com.tw](mailto:sales@sew.com.tw)

<http://www.51082245.com/sew.htm>